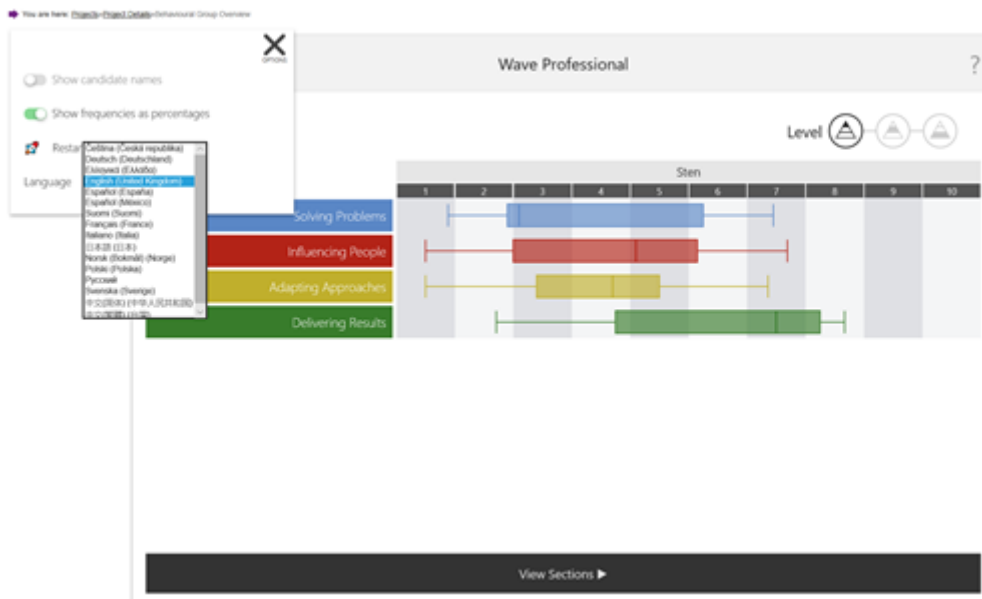


Assessment Updates Oasys Client Information

Group Overviews – Languages

Group Overviews are now available for all languages where the individual report language is also available. With the following exceptions: Languages are not currently available for the Leadership Risk Overview and we do not have any Group Overviews available in Arabic.

Languages for a Group Overview can be chosen using the language drop down functionality in the Group Overview.



New Oasys Functionality – Sharing Group Overviews

What is it?

Within Oasys, Administrators and Report Viewers will have new functionality to allow them to share previously generated Wave or Aptitude Group Overviews with non-Oasys users.


How to use?

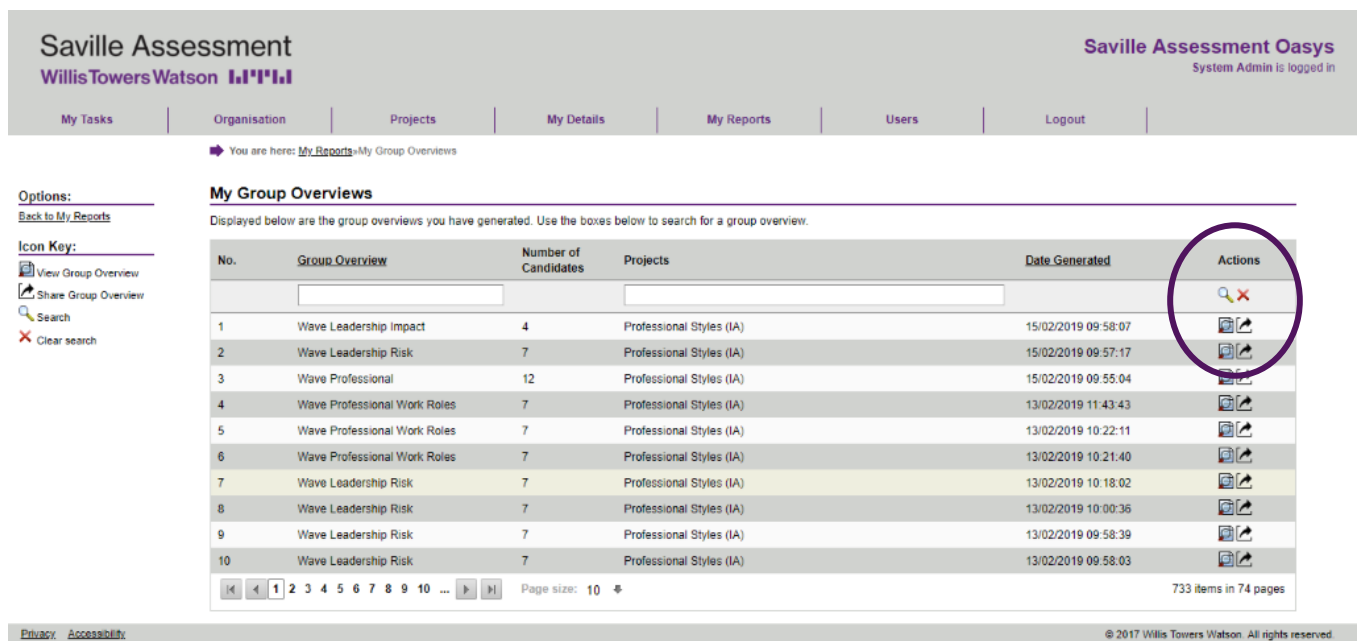
In order to share a Group Overview, you must first have generated the Group Overview that you wish to share.


If you are not sure how to do this, please follow the instructions saved on the Saville Assessment Members Area at:

- >Bureau & Support
- >Guidelines & Advice
- >Quick Guide to Generating Group Overview

To share a Group Overview, navigate to the 'My Reports' tab and then select 'My Group Overviews' from the 'Options' menu.

You will then be presented with a list of all the Group Overviews that you have previously created. Select the share button  in the Actions column to setup the shared Group Overview link.







Saville Assessment
WillisTowersWatson 

Saville Assessment Oasys
System Admin is logged in





















My Tasks | Organisation | Projects | My Details | My Reports | Users | Logout


You are here: [My Reports](#) > My Group Overviews

Options:
[Back to My Reports](#)

Icon Key:
 View Group Overview
 Share Group Overview
 Search
 Clear search

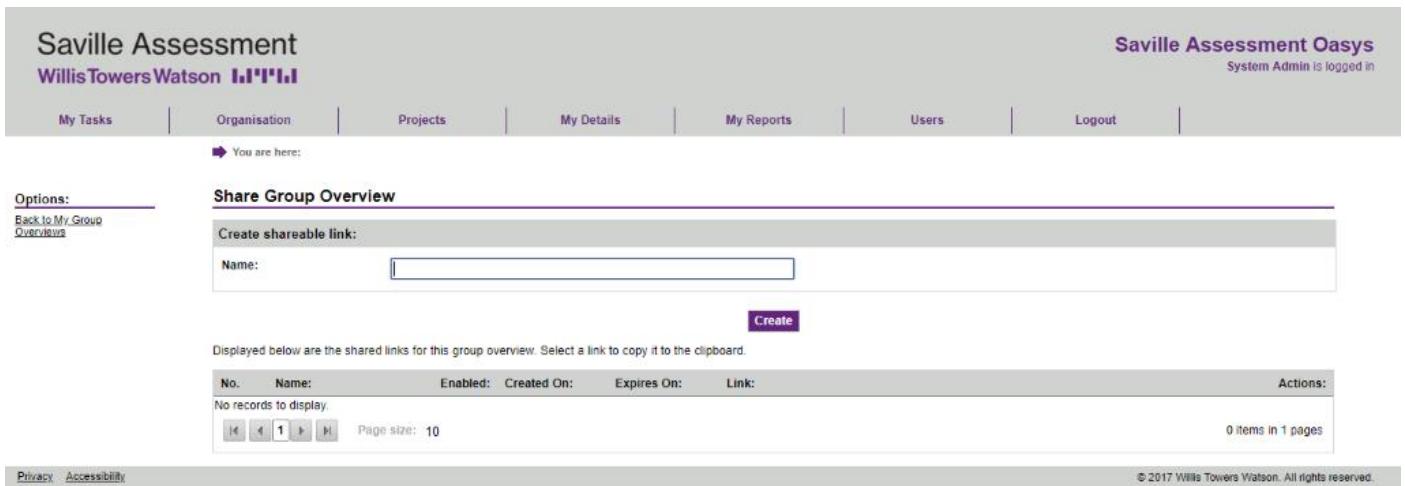
My Group Overviews
Displayed below are the group overviews you have generated. Use the boxes below to search for a group overview.


No.	Group Overview	Number of Candidates	Projects	Date Generated	Actions
1	Wave Leadership Impact	4	Professional Styles (IA)	15/02/2019 09:58:07	 
2	Wave Leadership Risk	7	Professional Styles (IA)	15/02/2019 09:57:17	 
3	Wave Professional	12	Professional Styles (IA)	15/02/2019 09:55:04	 
4	Wave Professional Work Roles	7	Professional Styles (IA)	13/02/2019 11:43:43	 
5	Wave Professional Work Roles	7	Professional Styles (IA)	13/02/2019 10:22:11	 
6	Wave Professional Work Roles	7	Professional Styles (IA)	13/02/2019 10:21:40	 
7	Wave Leadership Risk	7	Professional Styles (IA)	13/02/2019 10:18:02	 
8	Wave Leadership Risk	7	Professional Styles (IA)	13/02/2019 10:00:36	 
9	Wave Leadership Risk	7	Professional Styles (IA)	13/02/2019 09:58:39	 
10	Wave Leadership Risk	7	Professional Styles (IA)	13/02/2019 09:58:03	 

Page size: 10  733 items in 74 pages

Privacy Accessibility © 2017 Willis Towers Watson. All rights reserved.

On the following page, you will be asked to create a name for the shareable link, then select 'Create'.



Saville Assessment
WillisTowersWatson 

Saville Assessment Oasys
System Admin is logged in

My Tasks | Organisation | Projects | My Details | My Reports | Users | Logout

You are here:

Options:
[Back to My Group Overview](#)

Share Group Overview

Create shareable link:

Name:

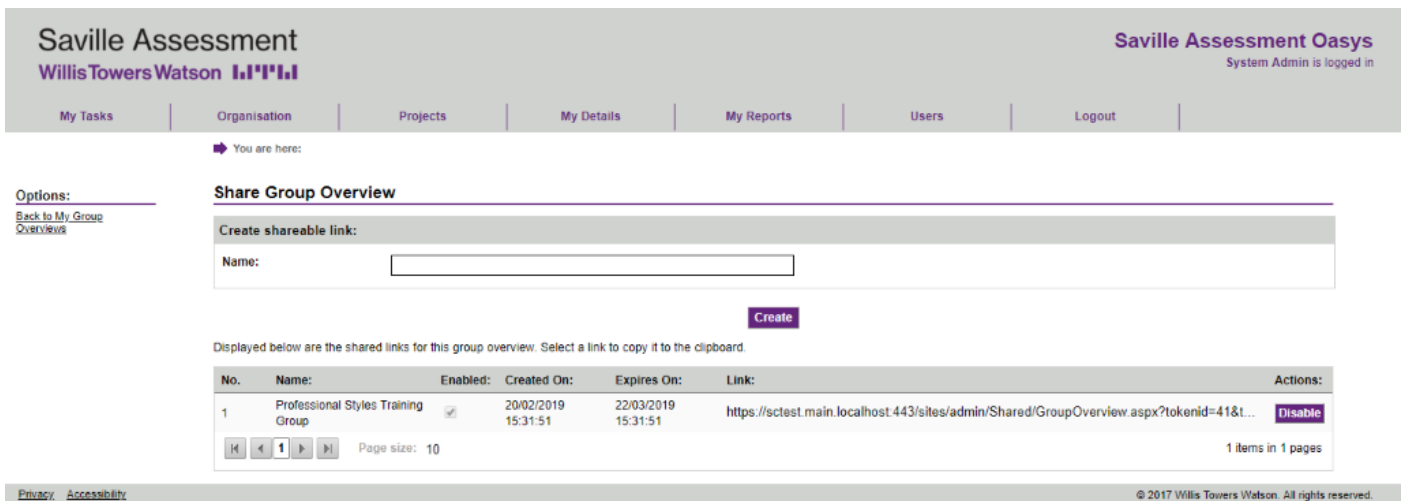
Create


Displayed below are the shared links for this group overview. Select a link to copy it to the clipboard.

No.	Name:	Enabled:	Created On:	Expires On:	Link:	Actions:
No records to display.						
Page size: 10						0 items in 1 pages

Privacy: [Accessibility](#) © 2017 Willis Towers Watson. All rights reserved.

The table will display a list of all shared links for the Group Overview. Selecting the hyperlink will automatically copy it to your clipboard for you to share via your chosen method e.g. via email.



Saville Assessment
WillisTowersWatson 

Saville Assessment Oasys
System Admin is logged in

My Tasks | Organisation | Projects | My Details | My Reports | Users | Logout

You are here:

Options:
[Back to My Group Overview](#)

Share Group Overview

Create shareable link:

Name:

Create

Displayed below are the shared links for this group overview. Select a link to copy it to the clipboard.

No.	Name:	Enabled:	Created On:	Expires On:	Link:	Actions:
1	Professional Styles Training Group	<input checked="" type="checkbox"/>	20/02/2019 15:31:51	22/03/2019 15:31:51	https://sctest.main.localhost.443/sites/admin/Shared/GroupOverview.aspx?tokenid=41&L...	Disable
Page size: 10						1 items in 1 pages

Privacy: [Accessibility](#) © 2017 Willis Towers Watson. All rights reserved.

All links will expire after 30 days but you can also disable/re-enable links within this timeframe using the button in the 'Actions' column. Disabling the link will stop anyone who has been sent the link from being able to access the data. This functionality also allows you to send out the link to someone in advance and then enable it at a time when you want them to view the data.

Please Note:

All Group Overviews shared via these links are anonymised for security reasons.

If you wish to view individual candidate details, you will need to view the Group Overview directly from the Oasys platform.

The link will default to English. There is an option to change the language in the Group Overview itself as you would if using it via Oasys.

Saville Assessment

WillisTowersWatson 

When will it be released?

This functionality was released across platforms on the 2nd April 2019.

Should you require support on how to access or use this new functionality, please contact bureau.manager@savilleassessment.com.