

Assessment Report Sample Candidate



Swift Technical
Aptitude-Rx

Contents

Introduction to Assessment Report.....	3
Total Score.....	4
Aptitude & Pace Information.....	5
Improving Abilities.....	6
Online Test Access Summary (For Assessor Use).....	7

About this Report

This report is based upon Swift Technical Aptitude, an online test of the ability to reason with information presented in spatial, mechanical and diagrammatic formats.

The results are compared against an international group of 1,001 individuals who work in technical occupations. The results in this report are presented on a 1 to 10 Sten scale, where 1 indicates low performance and 10 indicates high performance on the test. The margin of error that should be allowed before concluding that there is a difference between scores is indicated by the diamond shape.

When reading this report, please remember that it is based on the information gained from the test completion only. It describes performance on this particular test, rather than performance at work or study. Research suggests that ability tests can be powerful predictors of successful performance in study and work activities.

The information contained in this report is confidential and every effort should be made to ensure that it is stored in a secure place.

The information contained within this report is likely to provide a valid measure of aptitude for 12 to 24 months.

The report is based on the results of the online test that the respondent was invited to complete under unsupervised conditions. The identity of the actual respondent has not been verified by a test administrator. Further testing under supervised conditions is recommended for high-stake decision making.

This report was produced using Saville Assessment software systems and has been generated electronically. Saville Assessment do not guarantee that it has not been changed or edited. We can accept no liability for the consequences of the use of this report.

The application of this test is limited to Saville Assessment employees, agents of Saville Assessment and clients authorized by Saville Assessment.

Introduction to Assessment Report

This report provides feedback on the responses of Sample Candidate to the Swift Technical Aptitude test.

Total Score

This test measures spatial, mechanical and diagrammatic reasoning, which are important in the world of work for a variety of roles. This section of the report provides a total test score relative to the comparison group: Technical Occupations (INT, IA, 2018)

The Total Score indicates how well Sample Candidate has performed overall on the test.

Aptitude Area Sub-Scores

The sub-scores provide information on how Sample Candidate performed on each of the aptitude sub-tests. The pattern of results indicates relative strengths and weaknesses across the following areas of aptitude:

Spatial - assesses the ability to visually rotate shapes, judge sizes and compare three-dimensional objects.

Mechanical - assesses the ability to comprehend mechanical problems, physical principles and movement of objects.

Diagrammatic - assesses the ability to analyze diagrams, sequences and transformations.

Aptitude & Pace Comparison

Aptitude and pace scores are shown for each of the areas in the test. These scores are compared in a graph using a 1 to 10 sten scale, with the sten values given in parentheses. The pace score is based on the candidate's response time for the questions they completed compared to the average response time for the same questions. Pace is shown from slow at the bottom of the graph to fast at the top. Aptitude runs from low on the left of the graph to high on the right.

Total Score

This page shows the Total Score relative to the Technical Occupations (INT, IA, 2018) comparison group on a 1 to 10 sten scale.



Interpretation Guidelines

Comparison Group: Technical Occupations (INT, IA, 2018)

Sten 1: higher than about 1% of the comparison group

Sten 2: higher than about 5% of the comparison group

Sten 3: higher than about 10% of the comparison group

Sten 4: higher than about 25% of the comparison group

Sten 5: higher than about 40% of the comparison group

Sten 6: higher than about 60% of the comparison group

Sten 7: higher than about 75% of the comparison group

Sten 8: higher than about 90% of the comparison group




Sten 9: higher than about 95% of the comparison group

Sten 10: higher than about 99% of the comparison group

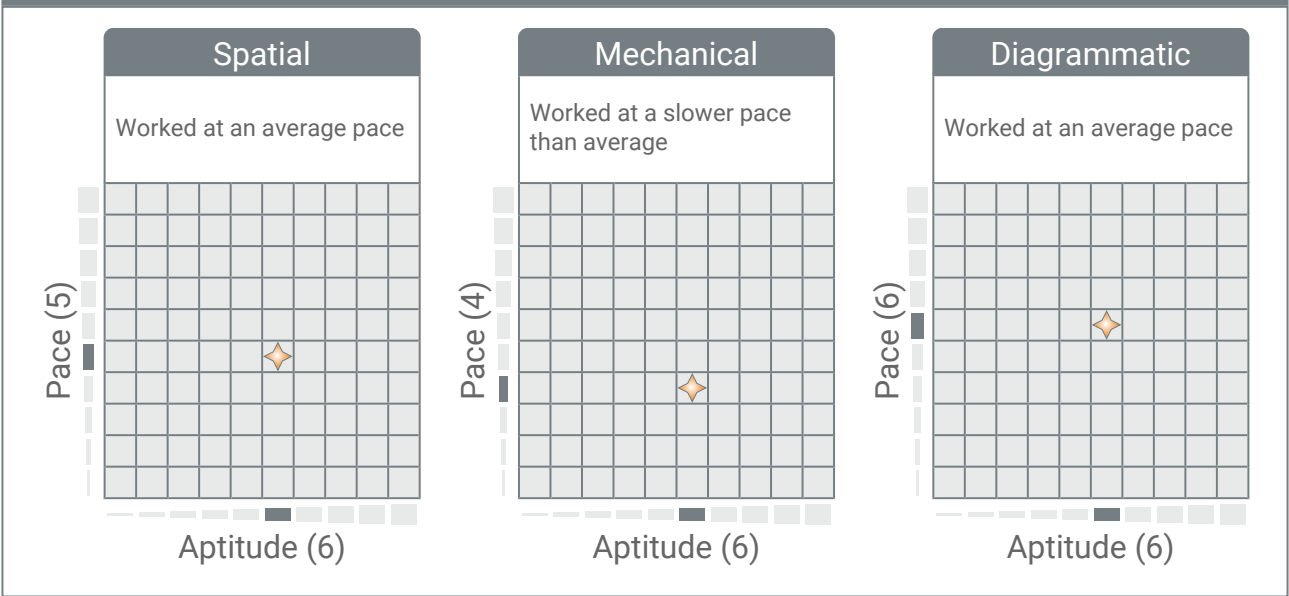
Aptitude & Pace Information

This page displays aptitude and pace information for each of the areas in the test relative to the Technical Occupations (INT, IA, 2018) comparison group.

Aptitude Area Sub-Scores

		Scores									
		1	2	3	4	5	6	7	8	9	10
Aptitude Areas	Spatial (Average - 50%ile) Likely to find solving spatial problems as easy as other people.										
	Mechanical (Average - 66%ile) Likely to find solving mechanical problems as easy as other people.										
	Diagrammatic (Average - 62%ile) Likely to find solving diagrammatic problems as easy as other people.										

Aptitude & Pace Comparison



Improving Abilities

Some tips for improving abilities are provided below:

Spatial

- Work with plans, sketches and designs.
- Read and draw maps.
- Complete visual puzzles.
- Draw three-dimensional objects.
- Try to draw objects from a different angle.

Mechanical

- Work with tools, equipment and machinery.
- Maintain, fix and repair things.
- Build objects with moving parts.
- Learn about mechanical principles.
- Look at technical user manuals.

Diagrammatic

- Examine diagrams in books and newspapers.
- Study flowcharts of processes and procedures.
- Improve your logic by solving puzzles.
- Try to clarify different types of relationships within diagrams.
- Create diagrams in order to illustrate sequences of events.

Online Test Access Summary (For Assessor Use)

This section of the report provides additional information about the test completion.

Initial Access: 09/01/2024 (11:55 GMT)
Responses Saved: 09/01/2024 (12:03 GMT)
Language: English (United Kingdom)
Administrator Resets: 0
Candidate Aborts: 0
Time Adjustment: None