














Behavioral Profile

Chris Park



Behavioral Profile

This profile provides Chris Park's areas of greater and lesser potential. Chris Park's Ratings Acquiescence is Sten 5 and their Consistency of Rankings is Sten 9.

	Competency Description	Potential
Solving Problems	Evaluating Problems Examining Information (7); Documenting Facts (5); Interpreting Data (4)	 Average higher potential than about 40% of the comparison group
	Investigating Issues Developing Expertise (6); Adopting Practical Approaches (3); Providing Insights (10)	 Fairly High higher potential than about 75% of the comparison group
	Creating Innovation Generating Ideas (9); Exploring Possibilities (6); Developing Strategies (7)	 High higher potential than about 90% of the comparison group
Influencing People	Building Relationships Interacting with People (7); Establishing Rapport (4); Impressing People (8)	 Fairly High higher potential than about 75% of the comparison group
	Communicating Information Convincing People (8); Articulating Information (7); Challenging Ideas (10)	 Extremely High higher potential than about 99% of the comparison group
	Providing Leadership Making Decisions (10); Directing People (8); Empowering Individuals (7)	 Very High higher potential than about 95% of the comparison group
Adapting Approaches	Showing Resilience Conveying Self-Confidence (9); Showing Composure (7); Resolving Conflict (3)	 Fairly High higher potential than about 75% of the comparison group
	Adjusting to Change Thinking Positively (8); Embracing Change (6); Inviting Feedback (4)	 Average higher potential than about 60% of the comparison group
	Giving Support Understanding People (2); Team Working (3); Valuing Individuals (4)	 Very Low higher potential than about 5% of the comparison group
Delivering Results	Processing Details Meeting Timescales (1); Checking Things (2); Following Procedures (1)	 Extremely Low higher potential than about 1% of the comparison group
	Structuring Tasks Managing Tasks (2); Upholding Standards (1); Producing Output (4)	 Extremely Low higher potential than about 1% of the comparison group
	Driving Success Taking Action (9); Seizing Opportunities (8); Pursuing Goals (10)	 Extremely High higher potential than about 99% of the comparison group

About this Report

This report is based upon the Work Strengths assessment, which explores an individual's strengths in critical work areas.

The results are based on a comparison with an international group of over 14,000 professionals and managers.

Since the questionnaire is a self-report measure, the results reflect the individual's self-perception. Our extensive research has shown this to be a good indicator of how people are likely to operate in the workplace. Nevertheless, due consideration must be given to the subjective nature of using an individual's self-perception in the interpretation of these data.

It should be remembered that the information contained in this report is potentially sensitive and every effort should be made to ensure that it is stored in a secure place.

The information contained within this report is likely to remain a good reflection of the individual's self-perception for 12-24 months, depending upon circumstances.

The report was produced using Saville Assessment software systems. It has been derived from the results of an assessment completed by the respondent, and reflects the responses they made.

This report has been generated electronically. Saville Assessment do not guarantee that it has not been changed or edited. We can accept no liability for the consequences of the use of this report, howsoever arising.

The application of this assessment is limited to Saville Assessment employees, agents of Saville Assessment and clients authorized by Saville Assessment.